



Parent Portal Directions

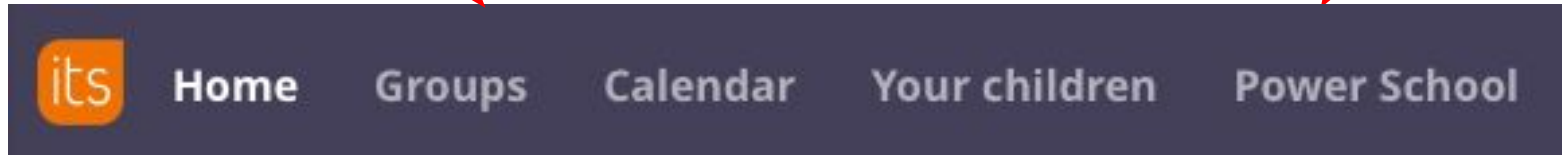
Activating Your its Learning Parent Account

1. Visit the web address <http://sjschools.itslearning.com>
2. Enter the email address you provided to SJPS.
3. Click the “forgotten password” link on the sign-on page and re-enter your email address.
4. Check your email for instructions to “reset” or create your password. Once you reset, you will be redirected to the site.
5. On your next visit, go to <http://sjschools.itslearning.com> and log on with your email and password.
6. If you are having trouble with your email being accepted by the system, please make sure you are using the email you provided to SJPS. If you continue to experience problems, please contact the building secretary to have your email address updated.

Navigating the Parent Portal

Access the dashboard for SJPS here.

For middle and high school students, Click **POWER SCHOOL** to access your student's grades.















For middle and high school students, the **CALENDAR** will show homework, quizzes, tests and projects.



Click **YOUR CHILDREN** to access links to course information for each of your SJPS students.

Navigating the Parent Portal

After you click on the YOUR CHILDREN menu at the top and choose one of your children, you will be taken to the overview page for that child. Use the COURSE OVERVIEW list and click on the **PLANS** icon to learn more about each course in which your child is enrolled.

Course overview

Course	Reports
🏠 Earth & Space Science - Foster - 2016-2017	 
🏠 Algebra-8th - Gilligan-Latta - 2016-2017	 
🏠 Spanish - 8th - Nye - 2016-2017	 
🏠 Orchestra-8th - Cabanilla-Sinnett - 2016-2017	 
🏠 U.S. History & Geography - Bacolor - 2016-2017	 
🏠 English-8th - Greissinger - 2016-2017	 

 Course report  Plans

**NOTE: The Course Report icon may indicate items your child has not yet completed or read. Do not worry about this, as teachers often put items in the course before students are expected to complete them.*

Plans

After clicking on the **PLANS** icon, you will be taken into the PLANNER for your child's class. Here you can learn more about the day-to-day, week-to-week and overall unit plans for the class. *Teachers have the ability to customize the planner to best fit the needs of their classes and ages of the students. Please ask your child or your child's teacher if you are having trouble navigating the planner. An example is shown below.*

WEEK 2: SEPTEMBER 12-16

[^ Hide plans](#)

Plan	Date	Description/Learning Goals	Resources	Activities/Assessments	In-Class Work	Homework
Monday: Set up Science NBs	9/12	Students will be able to organize their science notebooks for the semester.	Reboot Camp 1:1 Handbook Link	<i>No elements connected</i>	In Class Work: Set up NB pages 0-4. Reboot Camp Poster	None!
Observations	9/13	Students will be able to practice making scientific observations within the classroom.	<i>No elements connected</i>	<i>No elements connected</i>	*Observation Notes in Science Notebook * How To Make a Diagram Notes * I SPY Activity in Science Notebook	None!

Calendar

Switch views here. List view will provide you with the most detail.

Schedule Search

Calendars + Add

YOUR CALENDARS **September, 2016** < Today >

Personal

Favorite courses
No courses

Favorite communities
No communities

YOUR CHILDREN

- Student, Sample
- Student, Upton**

W	Sun	Mon	Tue	Wed	Thu	Fri	Sat
36	28 8:00 am Mrs. Dirlam's English 8:00 am Mrs. Dirlam's English	29	30	31	1	2	3
37	4	5	6	7	8	9	10
38	11	12	13 8:00 am Mrs. Dirlam's English 8:00 am Mrs. Dirlam's English	14 8:00 am Mrs. Dirlam's First Grade 8:00 am Mrs. Dirlam's First Grade	15	16 8:00 am Biology-Milletics	17
39	18	19	20	21	22	23	24
40	25 8:00 am Biology-Milletics	26	27	28	29	30	1

Mrs. Dirlam's First Grade
Wed, 9/14/2016, 8:00 am - 4:00 pm
Bring your favorite book to school! 😊
Student, Upton

Switch between children here.

List Day Week Month